



**DE SOTO LA - COTTON VALLEY - HAYNESVILLE SHALE -
HOSS - HOSS RA - HOSSTON Producing Royalties**

18 Producing Royalty Interest Wells

Located in DE SOTO (LA)



DE SOTO LA - COTTON VALLEY - HAYNESVILLE SHALE - HOSS - HOSS RA - HOSSTON Producing Royalties

Property Summary

The assets in this package are located in the Cotton Valley Formation and Haynesville Shale in DeSoto Parish, Louisiana. DeSoto Parish has seen an expansion of fracking since the late 2000s, with production quadrupling between 2007 and 2011. This formation sits between 10,000 and 13,000 feet below the surface. The US EIA reports that there are roughly 12.8 trillion cubic feet of proved reserves in the Haynesville Shale in northern Louisiana and eastern Texas.

Package Details

- 18 Producing Wells
 - 6 Horizontal
 - 12 Vertical
- Royalty Interest

Location

- DE SOTO (LA)
- Formation(s)
 - COTTON VALLEY, HAYNESVILLE SHALE

Production Breakdown

- 2.31% - Oil
- 91.83% - Gas
- 5.86% - NGL

Cash Flow

- \$46.13 Per Month
 - Cash Flow Represents 5.00% of Check Statements

Operator(s)

- COVEY PARK GAS LLC, INDIGO MINERALS, LLC



**DE SOTO LA - COTTON VALLEY - HAYNESVILLE SHALE - HOSS -
HOSS RA - HOSSTON Producing Royalties**

Package Contents

Check Revenue Statement
Check Statements
Maps
Production Graph
Source Assignments



**DE SOTO LA - COTTON VALLEY - HAYNESVILLE SHALE -
HOSS - HOSS RA - HOSSTON Producing Royalties**

Check Revenue Statement



**DE SOTO LA - COTTON VALLEY - HAYNESVILLE SHALE - HOSS - HOSS RA -
HOSSTON Producing Royalties
Check Revenue Statement**

Production Months

	Apr-2018	May-2018	Jun-2018				Average
Operator							
COVEY PARK GAS LLC	\$24.78	\$23.69	\$20.88				\$23.12
<i>* Cash flow reflects the sale of 5.00% of the assets shown on the check statements paid by COVEY PARK GAS LLC in this package.</i>							
INDIGO MINERALS LLC	\$21.27	\$22.52	\$25.23				\$23.01
<i>* Cash flow reflects the sale of 5.00% of the assets shown on the check statements paid by INDIGO MINERALS LLC in this package.</i>							
Package Totals:	\$46.05	\$46.21	\$46.11				\$46.13

*** Note: Blank boxes indicate no revenue data available for that month**



**DE SOTO LA - COTTON VALLEY - HAYNESVILLE SHALE - HOSS -
HOSS RA - HOSSTON Producing Royalties**

Check Statements

Covey Park Gas LLC
 8401 NORTH CENTRAL EXPRESSWAY STE 700
 DALLAS, TX 75225
 TOLL FREE OWNER LINE: 855-973-1611
 OWNERRELATIONS@COVEYPARK.COM

OWNER NUMBER.	OWNER NAME	CHECK DATE	CHECK NUMBER	AMOUNT
410677	ALBERT QUEEN	08/31/2018	343898	420.87

PROPERTY #	PROPERTY NAME	ST	COUNTY	OPERATOR NAME	OWNER GROSS VALUE	TAX CODE	OWNER STATE TAX	DED CODE	DEDUCTIONS	OWNER NET VALUE					
10009625	EVERHART 13H #1 ALT	LA	DE SOTO	COVEY PARK GAS LLC											
06/18	G	26073.42	1009.00	2.79	72653.31	77.99	57744.43	0.00151909	RI	110.37	ENV	0.12			105.87
											SEV	4.38			
10009232	GAMBLE ESTATE 13H #1 ALT	LA	DE SOTO	COVEY PARK GAS LLC											
06/18	G	20166.09	1008.00	2.78	56141.72	60.32	44618.59	0.00151909	RI	85.28	ENV	0.09			81.80
											SEV	3.39			
10009892	GAMBLE ESTATE 13H #2 ALT	LA	DE SOTO	COVEY PARK GAS LLC											
06/18	G	12805.60	1008.00	2.78	35653.96	38.30	28336.15	0.00151909	RI	54.16	ENV	0.06			51.95
											SEV	2.15			
10009895	GAMBLE ESTATE 13H #3 ALT	LA	DE SOTO	COVEY PARK GAS LLC											
06/18	G	9865.85	1007.00	2.78	27446.83	29.51	21812.38	0.00151909	RI	41.69	ENV	0.05			39.98
											SEV	1.66			
10008996	HOUSTON 13H #1	LA	DE SOTO	COVEY PARK GAS LLC											
06/18	G	9528.83	1008.00	2.79	26541.29	28.50	21094.34	0.00151909	RI	40.32	ENV	0.04			38.68
											SEV	1.60			
10009179	R.F. GAMBLE 13H #1 ALT	LA	DE SOTO	COVEY PARK GAS LLC											
06/18	G	25279.42	1008.00	2.79	70405.39	75.62	55956.03	0.00151909	RI	106.95	ENV	0.11			102.59
											SEV	4.25			
Total revenues					288,842.50	11,789.30	229,561.92	438.77				17.90		0.00	420.87
Year to date								3897.30				160.52		0.00	3736.78
Tax and deduction codes:															
ENV Environmental Regulatory Fee					SEV	Severance Tax									
Total of this check															420.87

Covey Park Gas LLC
 8401 NORTH CENTRAL EXPRESSWAY STE 700
 DALLAS, TX 75225
 TOLL FREE OWNER LINE: 855-973-1611
 OWNERRELATIONS@COVEYPARK.COM

Wells Fargo Bank, N.A.

56-362
412

CHECK No.
343898

PAY
EXACTLY \$ 420dols87cts
Four Hundred Twenty dollars and 87 cents

VOID AFTER 90 DAYS

CHECK NUMBER	CHECK DATE	PAY EXACTLY
343898	08/31/2018	\$420.87

TO
THE
ORDER
OF
ALBERT QUEEN
2851 CHLOE
CONVERSE, TX 78109



Revenue Statement

Owner	Operator	Check
25939 ALBERT QUEEN 2851 CHOLE CONVERSE, TX 78109	INDIGO MINERALS LLC MSC #950 P.O. Box 4580 Houston, TX 77210 713-237-5000	Check Number: ACH2061202 Check Amount: 490.14 Check Date: August 30, 2018 Check Type: ACH

Type	Production Date	Property Values				Owner Share					
		BTU	Volume	Price	Value	Owner Interest	Distribution Interest	Volume	Value		
Property: 004.11118		CV; O W ABINGTON 13 #1-ALT LA DE SOTO									
R - GAS RESIDUE											
	ROYALTY INTEREST	Jun 18	0.0000	316.00	3.07	969.74	0.00151909	0.00151909	0.48	1.47	
	SEVERANCE TAX	Jun 18				(4.11)	0.00151909	0.00151909		(0.01)	
	GATHERING FEES - M5 ONLY	Jun 18				(38.54)	0.00151909	0.00151909		(0.06)	
	TRANSPORTATION COSTS-WE REMIT	Jun 18				(6.20)	0.00151909	0.00151909		(0.01)	
	TRANSPORTATION EXPENSE	Jun 18				(66.86)	0.00151909	0.00151909		(0.10)	
									Total R	0.48	1.29
O - OIL SALES											
	ROYALTY INTEREST	Jun 18	0.0000	3.59	63.98	229.69	0.00151909	0.00151909	0.01	0.35	
	SEVERANCE TAX	Jun 18				(28.71)	0.00151909	0.00151909		(0.04)	
									Total O	0.01	0.31
P - PLANT PRODUCTS											
	ROYALTY INTEREST	Jun 18	0.0000	301.86	0.78	235.78	0.00151909	0.00151909	0.46	0.36	
	SEVERANCE TAX	Jun 18				(0.32)	0.00151909	0.00151909		0.00	
									Total P	0.46	0.36
									Total Property		1.96
Property: 004.11139		HOSS RA SU12; COOK 13 #1-ALT LA DE SOTO									
R - GAS RESIDUE											
	ROYALTY INTEREST	Jun 18	0.0000	1,698.00	3.07	5,213.09	0.00151909	0.00151909	2.58	7.92	
	SEVERANCE TAX	Jun 18				(22.08)	0.00151909	0.00151909		(0.03)	
	GATHERING FEES - M5 ONLY	Jun 18				(192.41)	0.00151909	0.00151909		(0.29)	
	TRANSPORTATION COSTS-WE REMIT	Jun 18				(30.95)	0.00151909	0.00151909		(0.05)	
	TRANSPORTATION EXPENSE	Jun 18				(333.76)	0.00151909	0.00151909		(0.51)	
									Total R	2.58	7.04
O - OIL SALES											
	ROYALTY INTEREST	Jun 18	0.0000	3.49	63.98	223.29	0.00151909	0.00151909	0.01	0.34	
	SEVERANCE TAX	Jun 18				(27.91)	0.00151909	0.00151909		(0.04)	
									Total O	0.01	0.30

Represented Unit of Measure: Gas = MCFs, Plant Products = GALs, Oil = BBLs

Generated on Wednesday, October 3, 2018 7:57 AM

© 2018 Red Dog Systems, Inc. All rights reserved. Unauthorized use prohibited.

Type	Production Date	Property Values				Owner Share				
		BTU	Volume	Price	Value	Owner Interest	Distribution Interest	Volume	Value	
P - PLANT PRODUCTS										
ROYALTY INTEREST	Jun 18	0.0000	1,506.88	0.78	1,177.05	0.00151909	0.00151909	2.29	1.79	
SEVERANCE TAX	Jun 18				(1.73)	0.00151909	0.00151909		0.00	
								Total P	2.29	1.79
								Total Property		9.13

Property: 004.11145 HOSS; EVERHART 13 #1-ALT LA DE SOTO

R - GAS RESIDUE										
ROYALTY INTEREST	Jun 18	0.0000	3,603.00	3.07	11,059.65	0.00151909	0.00151909	5.47	16.80	
SEVERANCE TAX	Jun 18				(46.84)	0.00151909	0.00151909		(0.07)	
GATHERING FEES - M5 ONLY	Jun 18				(436.80)	0.00151909	0.00151909		(0.66)	
TRANSPORTATION COSTS-WE REMIT	Jun 18				(70.27)	0.00151909	0.00151909		(0.11)	
TRANSPORTATION EXPENSE	Jun 18				(757.67)	0.00151909	0.00151909		(1.15)	
								Total R	5.47	14.81

O - OIL SALES										
ROYALTY INTEREST	Jun 18	0.0000	6.76	63.98	432.51	0.00151909	0.00151909	0.01	0.66	
SEVERANCE TAX	Jun 18				(54.06)	0.00151909	0.00151909		(0.08)	
								Total O	0.01	0.58

P - PLANT PRODUCTS										
ROYALTY INTEREST	Jun 18	0.0000	3,420.79	0.78	2,672.04	0.00151909	0.00151909	5.20	4.06	
SEVERANCE TAX	Jun 18				(3.68)	0.00151909	0.00151909		(0.01)	
								Total P	5.20	4.05
								Total Property		19.44

Property: 004.11154 HOSS; GAMBLE 13 #1-ALT LA DE SOTO

R - GAS RESIDUE										
ROYALTY INTEREST	Jun 18	0.0000	114.00	3.07	350.40	0.00151909	0.00151909	0.17	0.53	
SEVERANCE TAX	Jun 18				(1.48)	0.00151909	0.00151909		0.00	
GATHERING FEES - M5 ONLY	Jun 18				(13.22)	0.00151909	0.00151909		(0.02)	
TRANSPORTATION COSTS-WE REMIT	Jun 18				(2.13)	0.00151909	0.00151909		0.00	
TRANSPORTATION EXPENSE	Jun 18				(22.93)	0.00151909	0.00151909		(0.03)	
								Total R	0.17	0.48

O - OIL SALES										
ROYALTY INTEREST	Jun 18	0.0000	0.21	64.00	13.44	0.00151909	0.00151909	0.00	0.02	
SEVERANCE TAX	Jun 18				(1.68)	0.00151909	0.00151909		0.00	
								Total O	0.00	0.02

P - PLANT PRODUCTS										
ROYALTY INTEREST	Jun 18	0.0000	103.53	0.78	80.87	0.00151909	0.00151909	0.16	0.12	
SEVERANCE TAX	Jun 18				(0.12)	0.00151909	0.00151909		0.00	
								Total P	0.16	0.12
								Total Property		0.62

Property: 004.11155 HOSS; GAMBLE 13 #2-ALT LA DE SOTO

Type	Production Date	Property Values				Owner Share				
		BTU	Volume	Price	Value	Owner Interest	Distribution Interest	Volume	Value	
R - GAS RESIDUE										
ROYALTY INTEREST	Jun 18	0.0000	179.00	3.07	548.33	0.00151909	0.00151909	0.27	0.83	
SEVERANCE TAX	Jun 18				(2.32)	0.00151909	0.00151909		0.00	
GATHERING FEES - M5 ONLY	Jun 18				(21.16)	0.00151909	0.00151909		(0.03)	
TRANSPORTATION COSTS-WE REMIT	Jun 18				(3.40)	0.00151909	0.00151909		(0.01)	
TRANSPORTATION EXPENSE	Jun 18				(36.71)	0.00151909	0.00151909		(0.06)	
								Total R	0.27	0.73
O - OIL SALES										
ROYALTY INTEREST	Jun 18	0.0000	0.34	63.97	21.75	0.00151909	0.00151909	0.00	0.03	
SEVERANCE TAX	Jun 18				(2.72)	0.00151909	0.00151909		0.00	
								Total O	0.00	0.03
P - PLANT PRODUCTS										
ROYALTY INTEREST	Jun 18	0.0000	165.74	0.78	129.46	0.00151909	0.00151909	0.25	0.20	
SEVERANCE TAX	Jun 18				(0.18)	0.00151909	0.00151909		0.00	
								Total P	0.25	0.20
								Total Property		0.96
Property: 004.11178 HOSS RA SU12; HOUSTON #1 LA DE SOTO										
R - GAS RESIDUE										
ROYALTY INTEREST	Jun 18	0.0000	490.00	3.07	1,505.61	0.00151909	0.00151909	0.74	2.29	
SEVERANCE TAX	Jun 18				(6.38)	0.00151909	0.00151909		(0.01)	
GATHERING FEES - M5 ONLY	Jun 18				(57.83)	0.00151909	0.00151909		(0.09)	
TRANSPORTATION COSTS-WE REMIT	Jun 18				(9.30)	0.00151909	0.00151909		(0.01)	
TRANSPORTATION EXPENSE	Jun 18				(100.31)	0.00151909	0.00151909		(0.15)	
								Total R	0.74	2.03
O - OIL SALES										
ROYALTY INTEREST	Jun 18	0.0000	0.23	64.00	14.72	0.00151909	0.00151909	0.00	0.02	
SEVERANCE TAX	Jun 18				(1.84)	0.00151909	0.00151909		0.00	
								Total O	0.00	0.02
P - PLANT PRODUCTS										
ROYALTY INTEREST	Jun 18	0.0000	452.87	0.78	353.75	0.00151909	0.00151909	0.69	0.54	
SEVERANCE TAX	Jun 18				(0.50)	0.00151909	0.00151909		0.00	
								Total P	0.69	0.54
								Total Property		2.59
Property: 004.11179 HOSS; HOUSTON 13 #1-ALT LA DE SOTO										
R - GAS RESIDUE										
ROYALTY INTEREST	Jun 18	0.0000	3,503.00	3.07	10,753.25	0.00151909	0.00151909	5.32	16.34	
SEVERANCE TAX	Jun 18				(45.54)	0.00151909	0.00151909		(0.07)	
GATHERING FEES - M5 ONLY	Jun 18				(437.73)	0.00151909	0.00151909		(0.66)	
TRANSPORTATION COSTS-WE REMIT	Jun 18				(70.42)	0.00151909	0.00151909		(0.11)	
TRANSPORTATION EXPENSE	Jun 18				(759.28)	0.00151909	0.00151909		(1.15)	
								Total R	5.32	14.35
O - OIL SALES										

Represented Unit of Measure: Gas = MCFs, Plant Products = GALs, Oil = BBLs

Generated on Wednesday, October 3, 2018 7:57 AM

Type	Production Date	Property Values				Owner Share				
		BTU	Volume	Price	Value	Owner Interest	Distribution Interest	Volume	Value	
ROYALTY INTEREST	Jun 18	0.0000	7.48	63.98	478.57	0.00151909	0.00151909	0.01	0.73	
SEVERANCE TAX	Jun 18				(59.82)	0.00151909	0.00151909		(0.09)	
								Total O	0.01	0.64
P - PLANT PRODUCTS										
ROYALTY INTEREST	Jun 18	0.0000	3,428.04	0.78	2,677.70	0.00151909	0.00151909	5.21	4.07	
SEVERANCE TAX	Jun 18				(3.58)	0.00151909	0.00151909		(0.01)	
								Total P	5.21	4.06
								Total Property		19.05

Property: 004.11181 HOSS; HOUSTON A #1-ALT LA DE SOTO

R - GAS RESIDUE										
ROYALTY INTEREST	Jun 18	0.0000	397.00	3.07	1,217.20	0.00151909	0.00151909	0.60	1.85	
SEVERANCE TAX	Jun 18				(5.15)	0.00151909	0.00151909		(0.01)	
GATHERING FEES - M5 ONLY	Jun 18				(44.94)	0.00151909	0.00151909		(0.07)	
TRANSPORTATION COSTS-WE REMIT	Jun 18				(7.23)	0.00151909	0.00151909		(0.01)	
TRANSPORTATION EXPENSE	Jun 18				(77.94)	0.00151909	0.00151909		(0.12)	
								Total R	0.60	1.64
O - OIL SALES										
ROYALTY INTEREST	Jun 18	0.0000	0.75	63.99	47.99	0.00151909	0.00151909	0.00	0.07	
SEVERANCE TAX	Jun 18				(6.00)	0.00151909	0.00151909		(0.01)	
								Total O	0.00	0.06
P - PLANT PRODUCTS										
ROYALTY INTEREST	Jun 18	0.0000	351.91	0.78	274.88	0.00151909	0.00151909	0.53	0.42	
SEVERANCE TAX	Jun 18				(0.40)	0.00151909	0.00151909		0.00	
								Total P	0.53	0.42
								Total Property		2.12

Property: 004.11202 CV RA SUJJ; PREWETT A #1-D-ALT LA DE SOTO

R - GAS RESIDUE										
ROYALTY INTEREST	Jun 18	0.0000	531.00	3.07	1,631.35	0.00151909	0.00151909	0.81	2.48	
SEVERANCE TAX	Jun 18				(6.91)	0.00151909	0.00151909		(0.01)	
GATHERING FEES - M5 ONLY	Jun 18				(61.12)	0.00151909	0.00151909		(0.09)	
TRANSPORTATION COSTS-WE REMIT	Jun 18				(9.83)	0.00151909	0.00151909		(0.01)	
TRANSPORTATION EXPENSE	Jun 18				(106.01)	0.00151909	0.00151909		(0.16)	
								Total R	0.81	2.21
O - OIL SALES										
ROYALTY INTEREST	Jun 18	0.0000	1.04	63.98	66.54	0.00151909	0.00151909	0.00	0.10	
SEVERANCE TAX	Jun 18				(8.32)	0.00151909	0.00151909		(0.01)	
								Total O	0.00	0.09
P - PLANT PRODUCTS										
ROYALTY INTEREST	Jun 18	0.0000	478.63	0.78	373.87	0.00151909	0.00151909	0.73	0.57	
SEVERANCE TAX	Jun 18				(0.54)	0.00151909	0.00151909		0.00	
								Total P	0.73	0.57
								Total Property		2.87

Represented Unit of Measure: Gas = MCFs, Plant Products = GALs, Oil = BBLs

Generated on Wednesday, October 3, 2018 7:57 AM

© 2018 Red Dog Systems, Inc. All rights reserved. Unauthorized use prohibited.

Type	Production Date	Property Values				Owner Share				
		BTU	Volume	Price	Value	Owner Interest	Distribution Interest	Volume	Value	
Property: 004.11205		HOSS RA SU12; RIVES 13 #1-ALT LA DE SOTO								
R - GAS RESIDUE										
ROYALTY INTEREST	Jun 18	0.0000	406.00	3.07	1,244.92	0.00151909	0.00151909	0.62	1.89	
SEVERANCE TAX	Jun 18				(5.27)	0.00151909	0.00151909		(0.01)	
GATHERING FEES - M5 ONLY	Jun 18				(45.40)	0.00151909	0.00151909		(0.07)	
TRANSPORTATION COSTS-WE REMIT	Jun 18				(7.30)	0.00151909	0.00151909		(0.01)	
TRANSPORTATION EXPENSE	Jun 18				(78.76)	0.00151909	0.00151909		(0.12)	
								Total R	0.62	1.68
O - OIL SALES										
ROYALTY INTEREST	Jun 18	0.0000	0.79	63.97	50.54	0.00151909	0.00151909	0.00	0.08	
SEVERANCE TAX	Jun 18				(6.32)	0.00151909	0.00151909		(0.01)	
								Total O	0.00	0.07
P - PLANT PRODUCTS										
ROYALTY INTEREST	Jun 18	0.0000	355.58	0.78	277.75	0.00151909	0.00151909	0.54	0.42	
SEVERANCE TAX	Jun 18				(0.41)	0.00151909	0.00151909		0.00	
								Total P	0.54	0.42
								Total Property		2.17
Property: 004.11280		WILLIAMS 13-12HC #1 LA DE SOTO								
R - GAS RESIDUE										
ROYALTY INTEREST	Jun 18	0.0000	63,543.00	3.07	195,062.70	0.00058058	0.00058058	36.89	113.25	
SEVERANCE TAX	Jun 18				(7,053.30)	0.00058058	0.00058058		(4.09)	
GATHERING FEES - M5 ONLY	Jun 18				(7,698.38)	0.00058058	0.00058058		(4.47)	
GATH & TRANSPORT/INDIGO GGS-ONLY!	Jun 18				(5,140.01)	0.00058058	0.00058058		(2.98)	
TRANSPORTATION COSTS-WE REMIT	Jun 18				(1,238.43)	0.00058058	0.00058058		(0.72)	
TRANSPORTATION EXPENSE	Jun 18				(13,353.46)	0.00058058	0.00058058		(7.75)	
								Total R	36.89	93.24
O - OIL SALES										
ROYALTY INTEREST	Jun 18	0.0000	163.09	63.98	10,434.58	0.00058058	0.00058058	0.09	6.06	
SEVERANCE TAX	Jun 18				(1,304.32)	0.00058058	0.00058058		(0.76)	
								Total O	0.09	5.30
P - PLANT PRODUCTS										
ROYALTY INTEREST	Jun 18	0.0000	60,289.24	0.78	47,092.92	0.00058058	0.00058058	35.00	27.34	
SEVERANCE TAX	Jun 18				(553.91)	0.00058058	0.00058058		(0.32)	
								Total P	35.00	27.02
								Total Property		125.56
Property: 004.11281		WILLIAMS 13-12HC #2 LA DE SOTO								
R - GAS RESIDUE										
ROYALTY INTEREST	Jun 18	0.0000	69,989.00	3.07	214,850.27	0.00057788	0.00057788	40.45	124.16	
SEVERANCE TAX	Jun 18				(7,768.80)	0.00057788	0.00057788		(4.49)	
GATHERING FEES - M5 ONLY	Jun 18				(8,417.43)	0.00057788	0.00057788		(4.87)	

Represented Unit of Measure: Gas = MCFs, Plant Products = GALs, Oil = BBLs

Generated on Wednesday, October 3, 2018 7:57 AM

© 2018 Red Dog Systems, Inc. All rights reserved. Unauthorized use prohibited.

Type	Production Date	Property Values				Owner Share			
		BTU	Volume	Price	Value	Owner Interest	Distribution Interest	Volume	Value
GATH & TRANSPORT/INDIGO GGS-ONLY!	Jun 18				(5,661.42)	0.00057788	0.00057788		(3.27)
TRANSPORTATION COSTS-WE REMIT	Jun 18				(1,354.10)	0.00057788	0.00057788		(0.78)
TRANSPORTATION EXPENSE	Jun 18				(14,600.70)	0.00057788	0.00057788		(8.44)
Total R								40.45	102.31
O - OIL SALES									
ROYALTY INTEREST	Jun 18	0.0000	174.44	63.98	11,160.76	0.00057788	0.00057788	0.10	6.45
SEVERANCE TAX	Jun 18				(1,395.09)	0.00057788	0.00057788		(0.81)
Total O								0.10	5.64
P - PLANT PRODUCTS									
ROYALTY INTEREST	Jun 18	0.0000	65,920.35	0.78	51,491.48	0.00057788	0.00057788	38.09	29.76
SEVERANCE TAX	Jun 18				(610.10)	0.00057788	0.00057788		(0.35)
Total P								38.09	29.41
Total Property									137.36

Property: 004.11282

WILLIAMS 13-24HC #1 LA DE SOTO

R - GAS RESIDUE

ROYALTY INTEREST	Dec 17	0.0000	(35,667.00)	3.31	(117,900.24)	0.00049743	0.00049743	(17.74)	(58.65)
SEVERANCE TAX	Dec 17				3,959.05	0.00049743	0.00049743		1.97
GATH & TRANSPORT/INDIGO GGS-ONLY!	Dec 17				2,681.99	0.00049743	0.00049743		1.33
TRANSPORTATION COSTS-WE REMIT	Dec 17				623.07	0.00049743	0.00049743		0.31
TRANSPORTATION EXPENSE	Dec 17				142.23	0.00049743	0.00049743		0.07
ROYALTY INTEREST	Dec 17	0.0000	35,667.00	3.31	117,900.24	0.00049743	0.00049743	17.74	58.65
SEVERANCE TAX	Dec 17				(3,959.05)	0.00049743	0.00049743		(1.97)
COMPRESSOR FEES/INDIGO GGS-ONLY!	Dec 17				(8,968.58)	0.00049743	0.00049743		(4.46)
GATHERING FEE-WE REMIT	Dec 17				(623.07)	0.00049743	0.00049743		(0.31)
GATHERING FEES	Dec 17				(142.23)	0.00049743	0.00049743		(0.07)
ROYALTY INTEREST	Jan 18	0.0000	(39,414.00)	3.24	(127,827.40)	0.00049743	0.00049743	(19.61)	(63.59)
SEVERANCE TAX	Jan 18				4,374.94	0.00049743	0.00049743		2.16
GATH & TRANSPORT/INDIGO GGS-ONLY!	Jan 18				2,961.14	0.00049743	0.00049743		1.47
TRANSPORTATION COSTS-WE REMIT	Jan 18				748.42	0.00049743	0.00049743		0.37
TRANSPORTATION EXPENSE	Jan 18				6.55	0.00049743	0.00049743		0.01
ROYALTY INTEREST	Jan 18	0.0000	39,414.00	3.24	127,827.40	0.00049743	0.00049743	19.61	63.59
SEVERANCE TAX	Jan 18				(4,374.94)	0.00049743	0.00049743		(2.16)
COMPRESSOR FEES/INDIGO GGS-ONLY!	Jan 18				(9,902.04)	0.00049743	0.00049743		(4.92)
GATHERING FEE-WE REMIT	Jan 18				(748.42)	0.00049743	0.00049743		(0.37)
GATHERING FEES	Jan 18				(6.55)	0.00049743	0.00049743		(0.01)
ROYALTY INTEREST	Feb 18	0.0000	(49,374.00)	3.88	(191,718.47)	0.00049743	0.00049743	(24.56)	(95.36)
SEVERANCE TAX	Feb 18				5,480.52	0.00049743	0.00049743		2.73
GATH & TRANSPORT/INDIGO GGS-ONLY!	Feb 18				3,710.57	0.00049743	0.00049743		1.84
TRANSPORTATION COSTS-WE REMIT	Feb 18				953.00	0.00049743	0.00049743		0.48
TRANSPORTATION EXPENSE	Feb 18				8.45	0.00049743	0.00049743		0.01
ROYALTY INTEREST	Feb 18	0.0000	49,374.00	3.88	191,718.47	0.00049743	0.00049743	24.56	95.36
SEVERANCE TAX	Feb 18				(5,480.52)	0.00049743	0.00049743		(2.73)
COMPRESSOR FEES/INDIGO GGS-ONLY!	Feb 18				(12,408.15)	0.00049743	0.00049743		(6.17)

Represented Unit of Measure: Gas = MCFs, Plant Products = GALs, Oil = BBLs

Generated on Wednesday, October 3, 2018 7:57 AM

Type	Production Date	Property Values				Owner Share				
		BTU	Volume	Price	Value	Owner Interest	Distribution Interest	Volume	Value	
GATHERING FEE-WE REMIT	Feb 18				(953.00)	0.00049743	0.00049743		(0.48)	
GATHERING FEES	Feb 18				(8.45)	0.00049743	0.00049743		(0.01)	
ROYALTY INTEREST	Mar 18	0.0000	(36,073.00)	2.87	(103,382.32)	0.00049743	0.00049743	(17.94)	(51.42)	
SEVERANCE TAX	Mar 18				4,004.08	0.00049743	0.00049743		1.99	
GATH & TRANSPORT/INDIGO GGS-ONLY!	Mar 18				2,751.41	0.00049743	0.00049743		1.38	
TRANSPORTATION COSTS-WE REMIT	Mar 18				600.60	0.00049743	0.00049743		0.30	
TRANSPORTATION EXPENSE	Mar 18				2,718.26	0.00049743	0.00049743		1.35	
ROYALTY INTEREST	Mar 18	0.0000	36,073.00	2.87	103,382.32	0.00049743	0.00049743	17.94	51.42	
SEVERANCE TAX	Mar 18				(4,004.08)	0.00049743	0.00049743		(1.99)	
COMPRESSOR FEES/INDIGO GGS-ONLY!	Mar 18				(9,200.72)	0.00049743	0.00049743		(4.58)	
GATHERING FEE-WE REMIT	Mar 18				(600.60)	0.00049743	0.00049743		(0.30)	
GATHERING FEES	Mar 18				(2,718.26)	0.00049743	0.00049743		(1.35)	
ROYALTY INTEREST	Apr 18	0.0000	(46,220.00)	2.91	(134,468.17)	0.00049743	0.00049743	(22.99)	(66.89)	
SEVERANCE TAX	Apr 18				5,130.40	0.00049743	0.00049743		2.55	
GATH & TRANSPORT/INDIGO GGS-ONLY!	Apr 18				3,525.62	0.00049743	0.00049743		1.75	
TRANSPORTATION COSTS-WE REMIT	Apr 18				759.33	0.00049743	0.00049743		0.38	
TRANSPORTATION EXPENSE	Apr 18				3,471.98	0.00049743	0.00049743		1.73	
ROYALTY INTEREST	Apr 18	0.0000	46,220.00	2.91	134,468.17	0.00049743	0.00049743	22.99	66.89	
SEVERANCE TAX	Apr 18				(5,130.40)	0.00049743	0.00049743		(2.55)	
GATH & TRANSPORT/INDIGO GGS-ONLY!	Apr 18				(3,525.62)	0.00049743	0.00049743		(1.75)	
TRANSPORTATION COSTS-WE REMIT	Apr 18				(759.33)	0.00049743	0.00049743		(0.38)	
TRANSPORTATION EXPENSE	Apr 18				(3,471.98)	0.00049743	0.00049743		(1.73)	
ROYALTY INTEREST	May 18	0.0000	(26,812.00)	3.02	(81,060.85)	0.00049743	0.00049743	(13.34)	(40.32)	
SEVERANCE TAX	May 18				2,976.12	0.00049743	0.00049743		1.48	
GATHERING FEES - M5 ONLY	May 18				22.05	0.00049743	0.00049743		0.01	
GATH & TRANSPORT/INDIGO GGS-ONLY!	May 18				2,042.87	0.00049743	0.00049743		1.02	
TRANSPORTATION COSTS-WE REMIT	May 18				468.71	0.00049743	0.00049743		0.23	
TRANSPORTATION EXPENSE	May 18				1,833.65	0.00049743	0.00049743		0.91	
ROYALTY INTEREST	May 18	0.0000	26,812.00	3.02	81,060.85	0.00049743	0.00049743	13.34	40.32	
SEVERANCE TAX	May 18				(2,976.12)	0.00049743	0.00049743		(1.48)	
GATHERING FEES - M5 ONLY	May 18				(22.05)	0.00049743	0.00049743		(0.01)	
GATH & TRANSPORT/INDIGO GGS-ONLY!	May 18				(2,042.87)	0.00049743	0.00049743		(1.02)	
TRANSPORTATION COSTS-WE REMIT	May 18				(468.71)	0.00049743	0.00049743		(0.23)	
TRANSPORTATION EXPENSE	May 18				(1,833.65)	0.00049743	0.00049743		(0.91)	
ROYALTY INTEREST	Jun 18	0.0000	49,876.00	3.07	153,106.21	0.00049743	0.00049743	24.81	76.16	
SEVERANCE TAX	Jun 18				(5,536.19)	0.00049743	0.00049743		(2.76)	
GATHERING FEES - M5 ONLY	Jun 18				(6,036.99)	0.00049743	0.00049743		(3.01)	
GATH & TRANSPORT/INDIGO GGS-ONLY!	Jun 18				(4,034.43)	0.00049743	0.00049743		(2.01)	
TRANSPORTATION COSTS-WE REMIT	Jun 18				(971.16)	0.00049743	0.00049743		(0.49)	
TRANSPORTATION EXPENSE	Jun 18				(10,471.65)	0.00049743	0.00049743		(5.20)	
								Total R	24.81	48.58
O - OIL SALES										
ROYALTY INTEREST	Jun 18	0.0000	131.69	63.98	8,425.59	0.00049743	0.00049743	0.07	4.19	
SEVERANCE TAX	Jun 18				(1,053.20)	0.00049743	0.00049743		(0.52)	

Represented Unit of Measure: Gas = MCFs, Plant Products = GALs, Oil = BBLs

Generated on Wednesday, October 3, 2018 7:57 AM

Type	Production Date	Property Values				Owner Share				
		BTU	Volume	Price	Value	Owner Interest	Distribution Interest	Volume	Value	
							Total O		0.07	3.67
P - PLANT PRODUCTS										
ROYALTY INTEREST	Jun 18	0.0000	47,278.19	0.78	36,929.78	0.00049743	0.00049743	23.52	18.37	
SEVERANCE TAX	Jun 18				(434.77)	0.00049743	0.00049743		(0.22)	
							Total P		23.52	18.15
							Total Property			70.40

Property: 004.11283 WILLIAMS 13-24HC #2 LA DE SOTO

R - GAS RESIDUE										
ROYALTY INTEREST	Dec 17	0.0000	(94,649.00)	3.31	(312,868.69)	0.00048816	0.00048816	(46.20)	(152.73)	
SEVERANCE TAX	Dec 17				10,506.01	0.00048816	0.00048816		5.13	
GATH & TRANSPORT/INDIGO GGS-ONLY!	Dec 17				7,117.13	0.00048816	0.00048816		3.48	
TRANSPORTATION COSTS-WE REMIT	Dec 17				1,639.80	0.00048816	0.00048816		0.80	
TRANSPORTATION EXPENSE	Dec 17				374.31	0.00048816	0.00048816		0.18	
ROYALTY INTEREST	Dec 17	0.0000	94,649.00	3.31	312,868.69	0.00048816	0.00048816	46.20	152.73	
SEVERANCE TAX	Dec 17				(10,506.01)	0.00048816	0.00048816		(5.13)	
GATH & TRANSPORT/INDIGO GGS-ONLY!	Dec 17				(7,117.13)	0.00048816	0.00048816		(3.48)	
TRANSPORTATION COSTS-WE REMIT	Dec 17				(1,639.80)	0.00048816	0.00048816		(0.80)	
TRANSPORTATION EXPENSE	Dec 17				(374.31)	0.00048816	0.00048816		(0.18)	
ROYALTY INTEREST	Jan 18	0.0000	(92,497.00)	3.24	(299,987.19)	0.00048816	0.00048816	(45.15)	(146.44)	
SEVERANCE TAX	Jan 18				10,267.17	0.00048816	0.00048816		5.01	
GATH & TRANSPORT/INDIGO GGS-ONLY!	Jan 18				6,949.23	0.00048816	0.00048816		3.40	
TRANSPORTATION COSTS-WE REMIT	Jan 18				1,743.27	0.00048816	0.00048816		0.85	
TRANSPORTATION EXPENSE	Jan 18				15.25	0.00048816	0.00048816		0.01	
ROYALTY INTEREST	Jan 18	0.0000	92,497.00	3.24	299,987.19	0.00048816	0.00048816	45.15	146.44	
SEVERANCE TAX	Jan 18				(10,267.17)	0.00048816	0.00048816		(5.01)	
GATH & TRANSPORT/INDIGO GGS-ONLY!	Jan 18				(6,949.23)	0.00048816	0.00048816		(3.40)	
TRANSPORTATION COSTS-WE REMIT	Jan 18				(1,743.27)	0.00048816	0.00048816		(0.85)	
TRANSPORTATION EXPENSE	Jan 18				(15.25)	0.00048816	0.00048816		(0.01)	
ROYALTY INTEREST	Feb 18	0.0000	(33,422.00)	3.88	(129,776.91)	0.00048816	0.00048816	(16.32)	(63.35)	
SEVERANCE TAX	Feb 18				3,709.84	0.00048816	0.00048816		1.82	
GATH & TRANSPORT/INDIGO GGS-ONLY!	Feb 18				2,511.74	0.00048816	0.00048816		1.22	
TRANSPORTATION COSTS-WE REMIT	Feb 18				640.73	0.00048816	0.00048816		0.31	
TRANSPORTATION EXPENSE	Feb 18				5.68	0.00048816	0.00048816		0.01	
ROYALTY INTEREST	Feb 18	0.0000	33,422.00	3.88	129,776.91	0.00048816	0.00048816	16.32	63.35	
SEVERANCE TAX	Feb 18				(3,709.84)	0.00048816	0.00048816		(1.82)	
GATH & TRANSPORT/INDIGO GGS-ONLY!	Feb 18				(2,511.74)	0.00048816	0.00048816		(1.22)	
TRANSPORTATION COSTS-WE REMIT	Feb 18				(640.73)	0.00048816	0.00048816		(0.31)	
TRANSPORTATION EXPENSE	Feb 18				(5.68)	0.00048816	0.00048816		(0.01)	
ROYALTY INTEREST	Mar 18	0.0000	(80,016.00)	2.87	(229,319.91)	0.00048816	0.00048816	(39.06)	(111.94)	
SEVERANCE TAX	Mar 18				8,881.75	0.00048816	0.00048816		4.33	
GATH & TRANSPORT/INDIGO GGS-ONLY!	Mar 18				6,103.11	0.00048816	0.00048816		2.98	
TRANSPORTATION COSTS-WE REMIT	Mar 18				1,322.89	0.00048816	0.00048816		0.64	
TRANSPORTATION EXPENSE	Mar 18				5,987.29	0.00048816	0.00048816		2.92	

Represented Unit of Measure: Gas = MCFs, Plant Products = GALs, Oil = BBLs

Generated on Wednesday, October 3, 2018 7:57 AM

Type	Production Date	Property Values				Owner Share				
		BTU	Volume	Price	Value	Owner Interest	Distribution Interest	Volume	Value	
ROYALTY INTEREST	Mar 18	0.0000	80,016.00	2.87	229,319.91	0.00048816	0.00048816	39.06	111.94	
SEVERANCE TAX	Mar 18				(8,881.75)	0.00048816	0.00048816		(4.33)	
GATH & TRANSPORT/INDIGO GGS-ONLY!	Mar 18				(6,103.11)	0.00048816	0.00048816		(2.98)	
TRANSPORTATION COSTS-WE REMIT	Mar 18				(1,322.89)	0.00048816	0.00048816		(0.64)	
TRANSPORTATION EXPENSE	Mar 18				(5,987.29)	0.00048816	0.00048816		(2.92)	
ROYALTY INTEREST	Apr 18	0.0000	(68,010.00)	2.91	(197,862.19)	0.00048816	0.00048816	(33.20)	(96.59)	
SEVERANCE TAX	Apr 18				7,549.09	0.00048816	0.00048816		3.68	
GATH & TRANSPORT/INDIGO GGS-ONLY!	Apr 18				5,187.75	0.00048816	0.00048816		2.53	
TRANSPORTATION COSTS-WE REMIT	Apr 18				1,107.55	0.00048816	0.00048816		0.53	
TRANSPORTATION EXPENSE	Apr 18				5,064.21	0.00048816	0.00048816		2.47	
ROYALTY INTEREST	Apr 18	0.0000	68,010.00	2.91	197,862.19	0.00048816	0.00048816	33.20	96.59	
SEVERANCE TAX	Apr 18				(7,549.09)	0.00048816	0.00048816		(3.68)	
GATH & TRANSPORT/INDIGO GGS-ONLY!	Apr 18				(5,187.75)	0.00048816	0.00048816		(2.53)	
TRANSPORTATION COSTS-WE REMIT	Apr 18				(1,107.55)	0.00048816	0.00048816		(0.53)	
TRANSPORTATION EXPENSE	Apr 18				(5,064.21)	0.00048816	0.00048816		(2.47)	
ROYALTY INTEREST	May 18	0.0000	(71,042.00)	3.02	(214,781.50)	0.00048816	0.00048816	(34.68)	(104.85)	
SEVERANCE TAX	May 18				7,885.64	0.00048816	0.00048816		3.85	
GATHERING FEES - M5 ONLY	May 18				57.83	0.00048816	0.00048816		0.03	
GATH & TRANSPORT/INDIGO GGS-ONLY!	May 18				5,412.85	0.00048816	0.00048816		2.64	
TRANSPORTATION COSTS-WE REMIT	May 18				1,229.47	0.00048816	0.00048816		0.60	
TRANSPORTATION EXPENSE	May 18				4,809.89	0.00048816	0.00048816		2.35	
ROYALTY INTEREST	May 18	0.0000	71,042.00	3.02	214,781.50	0.00048816	0.00048816	34.68	104.85	
SEVERANCE TAX	May 18				(7,885.64)	0.00048816	0.00048816		(3.85)	
GATHERING FEES - M5 ONLY	May 18				(57.83)	0.00048816	0.00048816		(0.03)	
GATH & TRANSPORT/INDIGO GGS-ONLY!	May 18				(5,412.85)	0.00048816	0.00048816		(2.64)	
TRANSPORTATION COSTS-WE REMIT	May 18				(1,229.47)	0.00048816	0.00048816		(0.60)	
TRANSPORTATION EXPENSE	May 18				(4,809.89)	0.00048816	0.00048816		(2.35)	
ROYALTY INTEREST	Jun 18	0.0000	57,464.00	3.07	176,402.08	0.00048816	0.00048816	28.05	86.12	
SEVERANCE TAX	Jun 18				(6,378.55)	0.00048816	0.00048816		(3.12)	
GATHERING FEES - M5 ONLY	Jun 18				(6,908.52)	0.00048816	0.00048816		(3.37)	
GATH & TRANSPORT/INDIGO GGS-ONLY!	Jun 18				(4,648.29)	0.00048816	0.00048816		(2.27)	
TRANSPORTATION COSTS-WE REMIT	Jun 18				(1,111.36)	0.00048816	0.00048816		(0.54)	
TRANSPORTATION EXPENSE	Jun 18				(11,983.39)	0.00048816	0.00048816		(5.85)	
								Total R	28.05	70.97
O - OIL SALES	ROYALTY INTEREST	Jun 18	0.0000	152.39	63.98	9,749.99	0.00048816	0.00048816	0.07	4.76
	SEVERANCE TAX	Jun 18				(1,218.75)	0.00048816	0.00048816		(0.59)
								Total O	0.07	4.17
P - PLANT PRODUCTS	ROYALTY INTEREST	Jun 18	0.0000	54,103.52	0.78	42,261.16	0.00048816	0.00048816	26.41	20.64
	SEVERANCE TAX	Jun 18				(500.92)	0.00048816	0.00048816		(0.24)
								Total P	26.41	20.40
								Total Property		95.54

Represented Unit of Measure: Gas = MCFs, Plant Products = GALs, Oil = BBLs

Generated on Wednesday, October 3, 2018 7:57 AM

Type	Production Date	Property Values				Owner Share				
		BTU	Volume	Price	Value	Owner Interest	Distribution Interest	Volume	Value	
Property: 004.11286		CV; HOUSTON 13 #2D-ALT LA DE SOTO								
R - GAS RESIDUE										
ROYALTY INTEREST	Jun 18	0.0000	68.00	3.07	207.55	0.00151909	0.00151909	0.10	0.31	
SEVERANCE TAX	Jun 18				(0.88)	0.00151909	0.00151909		0.00	
GATHERING FEES - M5 ONLY	Jun 18				(8.38)	0.00151909	0.00151909		(0.01)	
TRANSPORTATION COSTS-WE REMIT	Jun 18				(1.35)	0.00151909	0.00151909		0.00	
TRANSPORTATION EXPENSE	Jun 18				(14.54)	0.00151909	0.00151909		(0.02)	
								Total R	0.10	0.28
O - OIL SALES										
ROYALTY INTEREST	Jun 18	0.0000	0.13	64.00	8.32	0.00151909	0.00151909	0.00	0.01	
SEVERANCE TAX	Jun 18				(1.04)	0.00151909	0.00151909		0.00	
								Total O	0.00	0.01
P - PLANT PRODUCTS										
ROYALTY INTEREST	Jun 18	0.0000	65.62	0.78	51.26	0.00151909	0.00151909	0.10	0.08	
SEVERANCE TAX	Jun 18				(0.07)	0.00151909	0.00151909		0.00	
								Total P	0.10	0.08
								Total Property		0.37

	Owner Gross Value	Owner Deductions	Owner Taxes	Non Revenue Deductions	Owner Net Value
Check Total	585.01	(76.08)	(18.79)		490.14
Year to Date	4,181.98	(168.56)	(146.14)		3,867.28

Covey Park Gas LLC
 8401 NORTH CENTRAL EXPRESSWAY STE 700
 DALLAS, TX 75225
 TOLL FREE OWNER LINE: 855-973-1611
 OWNERRELATIONS@COVEYPARK.COM

OWNER NUMBER.	OWNER NAME	CHECK DATE	CHECK NUMBER	AMOUNT
410677	ALBERT QUEEN	07/31/2018	342188	473.49

PROPERTY #	PROPERTY NAME	ST	COUNTY	OPERATOR NAME								OWNER GROSS VALUE	TAX CODE	OWNER STATE TAX	DED CODE	DEDUCTIONS	OWNER NET VALUE	
10009625	EVERHART 13H #1 ALT	LA	DE SOTO	COVEY PARK GAS LLC														
11/17	G																	
		BBL/MCF	BTU/GRAY	PRICE	GROSS VALUE	GROSS TAXES	GROSS DEDUCTS	NET VALUE	DECIMAL INTEREST	INT TYP								
11/17	G				994.00			374.56	0.00151909	RI		0.00					0.00	
12/17	G				1017.00			206.50	0.00151909	RI		0.00					0.00	
03/18	G				0.00			-65.63	0.00151909	RI		0.00					0.00	
05/18	G	32043.74	1008.00	2.71	86734.42	95.87		69075.27	0.00151909	RI	131.76		ENV		0.15		126.22	
							3547.25							SEV	5.39			
10009232	GAMBLE ESTATE 13H #1 ALT	LA	DE SOTO	COVEY PARK GAS LLC														
11/17	G				993.00			457.66	0.00151909	RI		0.00					0.00	
12/17	G				1016.00			247.82	0.00151909	RI		0.00					0.00	
03/18	G				0.00			-59.05	0.00151909	RI		0.00					0.00	
05/18	G	24726.70	1007.00	2.70	66868.40	73.98		53250.85	0.00151909	RI	101.58		ENV		0.11		97.31	
							2737.25							SEV	4.16			
10009892	GAMBLE ESTATE 13H #2 ALT	LA	DE SOTO	COVEY PARK GAS LLC														
11/17	G				993.00			563.08	0.00151909	RI		0.00					0.00	
12/17	G				1015.00			264.52	0.00151909	RI		0.00					0.00	
03/18	G				0.00			-26.53	0.00151909	RI		0.00					0.00	
05/18	G	13741.88	1006.00	2.70	37150.73	41.11		29584.52	0.00151909	RI	56.44		ENV		0.06		54.07	
							1521.23							SEV	2.31			
10009895	GAMBLE ESTATE 13H #3 ALT	LA	DE SOTO	COVEY PARK GAS LLC														
11/17	G				992.00			301.04	0.00151909	RI		0.00					0.00	
12/17	G				1015.00			140.77	0.00151909	RI		0.00					0.00	
03/18	G				0.00			-17.65	0.00151909	RI		0.00					0.00	
05/18	G	11589.26	1006.00	2.70	31318.73	34.67		24939.65	0.00151909	RI	47.58		ENV		0.05		45.58	
							1282.93							SEV	1.95			
10008996	HOUSTON 13H #1	LA	DE SOTO	COVEY PARK GAS LLC														
11/17	G				994.00			239.63	0.00151909	RI		0.00					0.00	
12/17	G				1017.00			134.73	0.00151909	RI		0.00					0.00	
03/18	G				0.00			-21.11	0.00151909	RI		0.00					0.00	
05/18	G	10102.58	1007.00	2.71	27334.17	30.23		21768.36	0.00151909	RI	41.52		ENV		0.05		39.77	
							1118.36							SEV	1.70			
10009179	R.F. GAMBLE 13H #1 ALT	LA	DE SOTO	COVEY PARK GAS LLC														
11/17	G				993.00			1572.29	0.00151909	RI		0.00					0.00	
12/17	G				1015.00			664.57	0.00151909	RI		0.00					0.00	
03/18	G				0.00			-57.78	0.00151909	RI		0.00					0.00	
05/18	G	28084.53	1007.00	2.70	75960.96	84.03		60492.37	0.00151909	RI	115.39		ENV		0.13		110.54	
							3108.97							SEV	4.72			
Total revenues					325,367.41	13,675.88		264,030.44				494.27		20.78			0.00	473.49
Year to date												3458.53		142.62			0.00	3315.91
Tax and deduction codes:																		
ENV Environmental Regulatory Fee																		
SEV Severance Tax																		
Total of this check																	473.49	

Covey Park Gas LLC
 8401 NORTH CENTRAL EXPRESSWAY STE 700
 DALLAS, TX 75225
 TOLL FREE OWNER LINE: 855-973-1611
 OWNERRELATIONS@COVEYPARK.COM

Wells Fargo Bank, N.A.

56-362
412

CHECK No.
342188

VOID AFTER 90 DAYS

CHECK NUMBER	CHECK DATE	PAY EXACTLY
342188	07/31/2018	\$473.49

PAY EXACTLY \$ 473dols49cts

Four Hundred Seventy-Three dollars and 49 cents

TO THE ORDER OF **ALBERT QUEEN**
2851 CHLOE
CONVERSE, TX 78109

Covey Park Gas LLC
 8401 NORTH CENTRAL EXPRESSWAY STE 700
 DALLAS, TX 75225
 TOLL FREE OWNER LINE: 855-973-1611
 OWNERRELATIONS@COVEYPARK.COM

OWNER NUMBER.	OWNER NAME	CHECK DATE	CHECK NUMBER	AMOUNT
410677	ALBERT QUEEN	07/31/2018	342188	473.49

PROPERTY #	PROPERTY NAME	ST	COUNTY	OPERATOR NAME															
SALE MO YR	P R D	BBL/MCF	BTU/GRAY	PRICE	GROSS VALUE	GROSS TAXES	GROSS DEDUCTS	NET VALUE	DECIMAL INTEREST	INT TYP	OWNER GROSS VALUE	TAX CODE	OWNER STATE TAX	DED CODE	DEDUCTIONS	OWNER NET VALUE			
10009625	EVERHART 13H #1 ALT	LA	DE SOTO								COVEY PARK GAS LLC								
11/17	G		994.00		0.00			374.56	0.00151909	RI	0.00					0.00			
12/17	G		1017.00		0.00			206.50	0.00151909	RI	0.00					0.00			
03/18	G		0.00		0.00			-65.63	0.00151909	RI	0.00					0.00			
05/18	G	32043.74	1008.00	2.71	86734.42	95.87		69075.27	0.00151909	RI	131.76	ENV		0.15		126.22			
							3547.25					SEV		5.39					
10009232	GAMBLE ESTATE 13H #1 ALT	LA	DE SOTO								COVEY PARK GAS LLC								
11/17	G		993.00		0.00			457.66	0.00151909	RI	0.00					0.00			
12/17	G		1016.00		0.00			247.82	0.00151909	RI	0.00					0.00			
03/18	G		0.00		0.00			-59.05	0.00151909	RI	0.00					0.00			
05/18	G	24726.70	1007.00	2.70	66868.40	73.98		53250.85	0.00151909	RI	101.58	ENV		0.11		97.31			
							2737.25					SEV		4.16					
10009892	GAMBLE ESTATE 13H #2 ALT	LA	DE SOTO								COVEY PARK GAS LLC								
11/17	G		993.00		0.00			563.08	0.00151909	RI	0.00					0.00			
12/17	G		1015.00		0.00			264.52	0.00151909	RI	0.00					0.00			
03/18	G		0.00		0.00			-26.53	0.00151909	RI	0.00					0.00			
05/18	G	13741.88	1006.00	2.70	37150.73	41.11		29584.52	0.00151909	RI	56.44	ENV		0.06		54.07			
							1521.23					SEV		2.31					
10009895	GAMBLE ESTATE 13H #3 ALT	LA	DE SOTO								COVEY PARK GAS LLC								
11/17	G		992.00		0.00			301.04	0.00151909	RI	0.00					0.00			
12/17	G		1015.00		0.00			140.77	0.00151909	RI	0.00					0.00			
03/18	G		0.00		0.00			-17.65	0.00151909	RI	0.00					0.00			
05/18	G	11589.26	1006.00	2.70	31318.73	34.67		24939.65	0.00151909	RI	47.58	ENV		0.05		45.58			
							1282.93					SEV		1.95					
10008996	HOUSTON 13H #1	LA	DE SOTO								COVEY PARK GAS LLC								
11/17	G		994.00		0.00			239.63	0.00151909	RI	0.00					0.00			
12/17	G		1017.00		0.00			134.73	0.00151909	RI	0.00					0.00			
03/18	G		0.00		0.00			-21.11	0.00151909	RI	0.00					0.00			
05/18	G	10102.58	1007.00	2.71	27334.17	30.23		21768.36	0.00151909	RI	41.52	ENV		0.05		39.77			
							1118.36					SEV		1.70					
10009179	R.F. GAMBLE 13H #1 ALT	LA	DE SOTO								COVEY PARK GAS LLC								
11/17	G		993.00		0.00			1572.29	0.00151909	RI	0.00					0.00			
12/17	G		1015.00		0.00			664.57	0.00151909	RI	0.00					0.00			
03/18	G		0.00		0.00			-57.78	0.00151909	RI	0.00					0.00			
05/18	G	28084.53	1007.00	2.70	75960.96	84.03		60492.37	0.00151909	RI	115.39	ENV		0.13		110.54			
							3108.97					SEV		4.72					
Total revenues					325,367.41	13,675.88		264,030.44			494.27		20.78		0.00	473.49			
Year to date											3458.53		142.62		0.00	3315.91			
Tax and deduction codes:																			
ENV Environmental Regulatory Fee																			
SEV Severance Tax																			
Total of this check																473.49			

Covey Park Gas LLC
 8401 NORTH CENTRAL EXPRESSWAY STE 700
 DALLAS, TX 75225
 TOLL FREE OWNER LINE: 855-973-1611
 OWNERRELATIONS@COVEYPARK.COM

Wells Fargo Bank, N.A.

56-362
412

CHECK No.
342188

VOID AFTER 90 DAYS

CHECK NUMBER	CHECK DATE	PAY EXACTLY
342188	07/31/2018	\$473.49

PAY EXACTLY \$ 473dols49cts

Four Hundred Seventy-Three dollars and 49 cents

TO THE ORDER OF
ALBERT QUEEN
2851 CHLOE
CONVERSE, TX 78109

Covey Park Gas LLC
 8401 NORTH CENTRAL EXPRESSWAY STE 700
 DALLAS, TX 75225
 TOLL FREE OWNER LINE: 855-973-1611
 OWNERRELATIONS@COVEYPARK.COM

OWNER NUMBER.	OWNER NAME	CHECK DATE	CHECK NUMBER	AMOUNT
410677	ALBERT QUEEN	06/30/2018	340357	493.97

PROPERTY #		PROPERTY NAME			ST	COUNTY	OPERATOR NAME											
SALE MO	P R D	BBL/MCF	BTU/GRAV	PRICE	GROSS VALUE	GROSS TAXES	GROSS DEDUCTS	NET VALUE	DECIMAL INTEREST	INT TYP	OWNER GROSS VALUE	TAX CODE	OWNER STATE TAX	DED CODE	DEDUCTIONS	OWNER NET VALUE		
10009625					LA	DE SOTO	COVEY PARK GAS LLC											
03/18	G		0.00			3.40		36.21	0.00151909	RI	0.01					0.01		
04/18	G	39457.63	1006.00	2.59		102121.97		118.01	0.00151909	RI	155.13	ENV	0.18			148.32		
								4366.43				SEV	6.63					
10009232					LA	DE SOTO	COVEY PARK GAS LLC											
03/18	G		0.00			3.06		32.59	0.00151909	RI	0.01					0.01		
04/18	G	27884.63	1005.00	2.59		72104.04		83.40	0.00151909	RI	109.53	ENV	0.13			104.71		
								3085.75				SEV	4.69					
10009892					LA	DE SOTO	COVEY PARK GAS LLC											
02/18	G		0.00			-62.96		-62.96	0.00151909	RI	-0.10					-0.10		
03/18	G		0.00			1.37		14.63	0.00151909	RI	0.00					0.00		
04/18	G	14069.60	1004.00	2.58		36366.51		42.08	0.00151909	RI	55.24	ENV	0.06			52.81		
								1556.96				SEV	2.37					
10009895					LA	DE SOTO	COVEY PARK GAS LLC											
02/18	G		0.00			-43.41		-43.41	0.00151909	RI	-0.07					-0.07		
03/18	G		0.00			0.91		9.73	0.00151909	RI	0.00					0.00		
04/18	G	9475.37	1004.00	2.58		24484.14		28.34	0.00151909	RI	37.19	ENV	0.04			35.56		
								1048.56				SEV	1.59					
10008996					LA	DE SOTO	COVEY PARK GAS LLC											
03/18	G		0.00			1.09		11.65	0.00151909	RI	0.00					0.00		
04/18	G	11207.22	1005.00	2.59		28999.78		33.52	0.00151909	RI	44.05	ENV	0.05			42.12		
								1240.21				SEV	1.88					
10009179					LA	DE SOTO	COVEY PARK GAS LLC											
02/18	G		0.00			-120.58		-120.58	0.00151909	RI	-0.18					-0.18		
03/18	G		0.00			2.99		31.88	0.00151909	RI	0.00					0.00		
04/18	G	29495.52	1005.00	2.59		76277.18		88.22	0.00151909	RI	115.87	ENV	0.13			110.78		
								3264.01				SEV	4.96					
Total revenues						340,139.49	14,955.49	266,486.60			516.68		22.71		0.00	493.97		
Year to date											2964.26		121.84		0.00	2842.42		
Tax and deduction codes:																		
ENV Environmental Regulatory Fee SEV Severance Tax																		
Total of this check																		
493.97																		

Covey Park Gas LLC
 8401 NORTH CENTRAL EXPRESSWAY STE 700
 DALLAS, TX 75225
 TOLL FREE OWNER LINE: 855-973-1611
 OWNERRELATIONS@COVEYPARK.COM

Wells Fargo Bank, N.A.

56-362
412

CHECK No.
340357

PAY
EXACTLY \$ 493dols97cts

Four Hundred Ninety-Three dollars and 97 cents

VOID AFTER 90 DAYS

CHECK NUMBER	CHECK DATE	PAY EXACTLY
340357	06/30/2018	\$493.97

TO THE ORDER OF
ALBERT QUEEN
2851 CHLOE
CONVERSE, TX 78109



Revenue Statement

Owner	Operator	Check
25939 ALBERT QUEEN 2851 CHOLE CONVERSE, TX 78109	INDIGO MINERALS LLC MSC #950 P.O. Box 4580 Houston, TX 77210 713-237-5000	Check Number: ACH2055160 Check Amount: 425.44 Check Date: June 29, 2018 Check Type: ACH

Type	Production Date	Property Values				Owner Share				
		BTU	Volume	Price	Value	Owner Interest	Distribution Interest	Volume	Value	
Property: 004.11118		CV; O W ABINGTON 13 #1-ALT LA DE SOTO								
R - GAS RESIDUE										
ROYALTY INTEREST	Apr 18	0.0000	218.00	2.91	635.38	0.00151909	0.00151909	0.33	0.97	
SEVERANCE TAX	Apr 18				(2.84)	0.00151909	0.00151909		0.00	
TRANSPORTATION COSTS-WE REMIT	Apr 18				(3.61)	0.00151909	0.00151909		(0.01)	
TRANSPORTATION EXPENSE	Apr 18				(16.50)	0.00151909	0.00151909		(0.03)	
								Total R	0.33	0.93
O - OIL SALES										
ROYALTY INTEREST	Apr 18	0.0000	5.20	62.98	327.50	0.00151909	0.00151909	0.01	0.50	
SEVERANCE TAX	Apr 18				(40.94)	0.00151909	0.00151909		(0.06)	
								Total O	0.01	0.44
P - PLANT PRODUCTS										
ROYALTY INTEREST	Apr 18	0.0000	46.39	0.83	38.47	0.00151909	0.00151909	0.07	0.06	
SEVERANCE TAX	Apr 18				(0.05)	0.00151909	0.00151909		0.00	
								Total P	0.07	0.06
								Total Property		1.43
Property: 004.11139		HOSS RA SU12; COOK 13 #1-ALT LA DE SOTO								
R - GAS RESIDUE										
ROYALTY INTEREST	Apr 18	0.0000	1,572.00	2.91	4,573.14	0.00151909	0.00151909	2.39	6.95	
SEVERANCE TAX	Apr 18				(20.43)	0.00151909	0.00151909		(0.03)	
TRANSPORTATION COSTS-WE REMIT	Apr 18				(24.13)	0.00151909	0.00151909		(0.04)	
TRANSPORTATION EXPENSE	Apr 18				(110.31)	0.00151909	0.00151909		(0.17)	
								Total R	2.39	6.71
O - OIL SALES										
ROYALTY INTEREST	Apr 18	0.0000	3.48	62.98	219.17	0.00151909	0.00151909	0.01	0.33	
SEVERANCE TAX	Apr 18				(27.40)	0.00151909	0.00151909		(0.04)	
								Total O	0.01	0.29
P - PLANT PRODUCTS										
ROYALTY INTEREST	Apr 18	0.0000	310.05	0.83	257.10	0.00151909	0.00151909	0.47	0.39	

Represented Unit of Measure: Gas = MCFs, Plant Products = GALs, Oil = BBLs

Generated on Wednesday, October 3, 2018 8:12 AM

© 2018 Red Dog Systems, Inc. All rights reserved. Unauthorized use prohibited.

Type	Production Date	Property Values				Owner Share				
		BTU	Volume	Price	Value	Owner Interest	Distribution Interest	Volume	Value	
SEVERANCE TAX	Apr 18				(0.35)	0.00151909	0.00151909		0.00	
							Total P	0.47	0.39	
							Total Property		7.39	
Property: 004.11145		HOSS; EVERHART 13 #1-ALT LA DE SOTO								
R - GAS RESIDUE										
ROYALTY INTEREST	Apr 18	0.0000	3,835.00	2.91	11,157.23	0.00151909	0.00151909	5.83	16.95	
SEVERANCE TAX	Apr 18				(49.86)	0.00151909	0.00151909		(0.07)	
TRANSPORTATION COSTS-WE REMIT	Apr 18				(62.86)	0.00151909	0.00151909		(0.10)	
TRANSPORTATION EXPENSE	Apr 18				(287.43)	0.00151909	0.00151909		(0.44)	
							Total R	5.83	16.34	
O - OIL SALES										
ROYALTY INTEREST	Apr 18	0.0000	8.51	62.98	535.96	0.00151909	0.00151909	0.01	0.81	
SEVERANCE TAX	Apr 18				(67.00)	0.00151909	0.00151909		(0.10)	
							Total O	0.01	0.71	
P - PLANT PRODUCTS										
ROYALTY INTEREST	Apr 18	0.0000	807.87	0.83	669.89	0.00151909	0.00151909	1.23	1.02	
SEVERANCE TAX	Apr 18				(0.85)	0.00151909	0.00151909		0.00	
							Total P	1.23	1.02	
							Total Property		18.07	
Property: 004.11154		HOSS; GAMBLE 13 #1-ALT LA DE SOTO								
R - GAS RESIDUE										
ROYALTY INTEREST	Apr 18	0.0000	98.00	2.91	286.08	0.00151909	0.00151909	0.15	0.43	
SEVERANCE TAX	Apr 18				(1.28)	0.00151909	0.00151909		0.00	
TRANSPORTATION COSTS-WE REMIT	Apr 18				(1.54)	0.00151909	0.00151909		0.00	
TRANSPORTATION EXPENSE	Apr 18				(7.05)	0.00151909	0.00151909		(0.01)	
							Total R	0.15	0.42	
O - OIL SALES										
ROYALTY INTEREST	Apr 18	0.0000	0.22	63.00	13.86	0.00151909	0.00151909	0.00	0.02	
SEVERANCE TAX	Apr 18				(1.73)	0.00151909	0.00151909		0.00	
							Total O	0.00	0.02	
P - PLANT PRODUCTS										
ROYALTY INTEREST	Apr 18	0.0000	19.83	0.83	16.44	0.00151909	0.00151909	0.03	0.02	
SEVERANCE TAX	Apr 18				(0.02)	0.00151909	0.00151909		0.00	
							Total P	0.03	0.02	
							Total Property		0.46	
Property: 004.11155		HOSS; GAMBLE 13 #2-ALT LA DE SOTO								
R - GAS RESIDUE										
ROYALTY INTEREST	Apr 18	0.0000	188.00	2.91	548.30	0.00151909	0.00151909	0.29	0.83	
SEVERANCE TAX	Apr 18				(2.45)	0.00151909	0.00151909		0.00	
TRANSPORTATION COSTS-WE REMIT	Apr 18				(3.02)	0.00151909	0.00151909		0.00	

Represented Unit of Measure: Gas = MCFs, Plant Products = GALs, Oil = BBLs

Generated on Wednesday, October 3, 2018 8:12 AM

Type	Production Date	Property Values				Owner Share			
		BTU	Volume	Price	Value	Owner Interest	Distribution Interest	Volume	Value
TRANSPORTATION EXPENSE	Apr 18				(13.83)	0.00151909	0.00151909		(0.02)
							Total R	0.29	0.81
O - OIL SALES									
ROYALTY INTEREST	Apr 18	0.0000	0.42	62.98	26.45	0.00151909	0.00151909	0.00	0.04
SEVERANCE TAX	Apr 18				(3.31)	0.00151909	0.00151909		(0.01)
							Total O	0.00	0.03
P - PLANT PRODUCTS									
ROYALTY INTEREST	Apr 18	0.0000	38.88	0.83	32.24	0.00151909	0.00151909	0.06	0.05
SEVERANCE TAX	Apr 18				(0.04)	0.00151909	0.00151909		0.00
							Total P	0.06	0.05
							Total Property		0.89

Property: 004.11178

HOSS RA SU12; HOUSTON #1 LA DE SOTO

R - GAS RESIDUE									
ROYALTY INTEREST	Apr 18	0.0000	514.00	2.91	1,495.08	0.00151909	0.00151909	0.78	2.27
SEVERANCE TAX	Apr 18				(6.68)	0.00151909	0.00151909		(0.01)
TRANSPORTATION COSTS-WE REMIT	Apr 18				(8.21)	0.00151909	0.00151909		(0.01)
TRANSPORTATION EXPENSE	Apr 18				(37.53)	0.00151909	0.00151909		(0.06)
							Total R	0.78	2.19
O - OIL SALES									
ROYALTY INTEREST	Apr 18	0.0000	0.45	62.98	28.34	0.00151909	0.00151909	0.00	0.04
SEVERANCE TAX	Apr 18				(3.54)	0.00151909	0.00151909		(0.01)
							Total O	0.00	0.03
P - PLANT PRODUCTS									
ROYALTY INTEREST	Apr 18	0.0000	105.48	0.83	87.47	0.00151909	0.00151909	0.16	0.13
SEVERANCE TAX	Apr 18				(0.11)	0.00151909	0.00151909		0.00
							Total P	0.16	0.13
							Total Property		2.35

Property: 004.11179

HOSS; HOUSTON 13 #1-ALT LA DE SOTO

R - GAS RESIDUE									
ROYALTY INTEREST	Apr 18	0.0000	3,264.00	2.91	9,496.24	0.00151909	0.00151909	4.96	14.43
SEVERANCE TAX	Apr 18				(42.43)	0.00151909	0.00151909		(0.07)
TRANSPORTATION COSTS-WE REMIT	Apr 18				(55.63)	0.00151909	0.00151909		(0.08)
TRANSPORTATION EXPENSE	Apr 18				(254.36)	0.00151909	0.00151909		(0.39)
							Total R	4.96	13.89
O - OIL SALES									
ROYALTY INTEREST	Apr 18	0.0000	8.13	62.98	512.03	0.00151909	0.00151909	0.01	0.78
SEVERANCE TAX	Apr 18				(64.00)	0.00151909	0.00151909		(0.10)
							Total O	0.01	0.68
P - PLANT PRODUCTS									
ROYALTY INTEREST	Apr 18	0.0000	714.93	0.83	592.83	0.00151909	0.00151909	1.09	0.90
SEVERANCE TAX	Apr 18				(0.72)	0.00151909	0.00151909		0.00
							Total P	1.09	0.90

Represented Unit of Measure: Gas = MCFs, Plant Products = GALs, Oil = BBLs

Generated on Wednesday, October 3, 2018 8:12 AM

© 2018 Red Dog Systems, Inc. All rights reserved. Unauthorized use prohibited.

Type	Production Date	Property Values				Owner Share				
		BTU	Volume	Price	Value	Owner Interest	Distribution Interest	Volume	Value	
								Total Property		15.47
Property: 004.11181		HOSS; HOUSTON A #1-ALT LA DE SOTO								
R - GAS RESIDUE	ROYALTY INTEREST	Apr 18	0.0000	452.00	2.91	1,314.61	0.00151909	0.00151909	0.69	2.00
	SEVERANCE TAX	Apr 18				(5.87)	0.00151909	0.00151909		(0.01)
	TRANSPORTATION COSTS-WE REMIT	Apr 18				(6.94)	0.00151909	0.00151909		(0.01)
	TRANSPORTATION EXPENSE	Apr 18				(31.72)	0.00151909	0.00151909		(0.05)
								Total R	0.69	1.93
O - OIL SALES	ROYALTY INTEREST	Apr 18	0.0000	0.99	62.98	62.35	0.00151909	0.00151909	0.00	0.10
	SEVERANCE TAX	Apr 18				(7.79)	0.00151909	0.00151909		(0.01)
								Total O	0.00	0.09
P - PLANT PRODUCTS	ROYALTY INTEREST	Apr 18	0.0000	89.15	0.83	73.92	0.00151909	0.00151909	0.14	0.11
	SEVERANCE TAX	Apr 18				(0.10)	0.00151909	0.00151909		0.00
								Total P	0.14	0.11
								Total Property		2.13
Property: 004.11202		CV RA SUJJ; PREWETT A #1-D-ALT LA DE SOTO								
R - GAS RESIDUE	ROYALTY INTEREST	Apr 18	0.0000	552.00	2.91	1,606.58	0.00151909	0.00151909	0.84	2.44
	SEVERANCE TAX	Apr 18				(7.18)	0.00151909	0.00151909		(0.01)
	TRANSPORTATION COSTS-WE REMIT	Apr 18				(8.60)	0.00151909	0.00151909		(0.01)
	TRANSPORTATION EXPENSE	Apr 18				(39.34)	0.00151909	0.00151909		(0.06)
								Total R	0.84	2.36
O - OIL SALES	ROYALTY INTEREST	Apr 18	0.0000	1.22	62.98	76.84	0.00151909	0.00151909	0.00	0.12
	SEVERANCE TAX	Apr 18				(9.60)	0.00151909	0.00151909		(0.01)
								Total O	0.00	0.11
P - PLANT PRODUCTS	ROYALTY INTEREST	Apr 18	0.0000	110.56	0.83	91.68	0.00151909	0.00151909	0.17	0.14
	SEVERANCE TAX	Apr 18				(0.12)	0.00151909	0.00151909		0.00
								Total P	0.17	0.14
								Total Property		2.61
Property: 004.11205		HOSS RA SU12; RIVES 13 #1-ALT LA DE SOTO								
R - GAS RESIDUE	ROYALTY INTEREST	Apr 18	0.0000	295.00	2.91	857.18	0.00151909	0.00151909	0.45	1.30
	SEVERANCE TAX	Apr 18				(3.83)	0.00151909	0.00151909		(0.01)
	TRANSPORTATION COSTS-WE REMIT	Apr 18				(4.47)	0.00151909	0.00151909		(0.01)
	TRANSPORTATION EXPENSE	Apr 18				(20.43)	0.00151909	0.00151909		(0.03)
								Total R	0.45	1.25

Represented Unit of Measure: Gas = MCFs, Plant Products = GALs, Oil = BBLs

Generated on Wednesday, October 3, 2018 8:12 AM

	Type	Production Date	Property Values				Owner Share			
			BTU	Volume	Price	Value	Owner Interest	Distribution Interest	Volume	Value
O - OIL SALES	ROYALTY INTEREST	Apr 18	0.0000	0.65	62.98	40.94	0.00151909	0.00151909	0.00	0.06
	SEVERANCE TAX	Apr 18				(5.12)	0.00151909	0.00151909		(0.01)
								Total O	0.00	0.05
P - PLANT PRODUCTS	ROYALTY INTEREST	Apr 18	0.0000	57.43	0.83	47.62	0.00151909	0.00151909	0.09	0.07
	SEVERANCE TAX	Apr 18				(0.07)	0.00151909	0.00151909		0.00
								Total P	0.09	0.07
								Total Property		1.37

Property: 004.11280 WILLIAMS 13-12HC #1 LA DE SOTO

R - GAS RESIDUE	ROYALTY INTEREST	Apr 18	0.0000	67,593.00	2.91	196,649.41	0.00058058	0.00058058	39.24	114.17
	SEVERANCE TAX	Apr 18				(7,502.82)	0.00058058	0.00058058		(4.36)
	GATH & TRANSPORT/INDIGO GGS-ONLY!	Apr 18				(5,155.95)	0.00058058	0.00058058		(2.99)
	TRANSPORTATION COSTS-WE REMIT	Apr 18				(1,109.27)	0.00058058	0.00058058		(0.64)
	TRANSPORTATION EXPENSE	Apr 18				(5,072.07)	0.00058058	0.00058058		(2.95)
								Total R	39.24	103.23
O - OIL SALES	ROYALTY INTEREST	Apr 18	0.0000	241.54	62.98	15,212.31	0.00058058	0.00058058	0.14	8.83
	SEVERANCE TAX	Apr 18				(1,901.54)	0.00058058	0.00058058		(1.10)
								Total O	0.14	7.73
P - PLANT PRODUCTS	ROYALTY INTEREST	Apr 18	0.0000	14,256.01	0.83	11,821.23	0.00058058	0.00058058	8.28	6.86
	SEVERANCE TAX	Apr 18				(127.99)	0.00058058	0.00058058		(0.07)
								Total P	8.28	6.79
								Total Property		117.75

Property: 004.11281 WILLIAMS 13-12HC #2 LA DE SOTO

R - GAS RESIDUE	ROYALTY INTEREST	Apr 18	0.0000	49,048.00	2.91	142,696.63	0.00057788	0.00057788	28.34	82.46
	SEVERANCE TAX	Apr 18				(5,444.35)	0.00057788	0.00057788		(3.15)
	GATH & TRANSPORT/INDIGO GGS-ONLY!	Apr 18				(3,741.36)	0.00057788	0.00057788		(2.16)
	TRANSPORTATION COSTS-WE REMIT	Apr 18				(799.05)	0.00057788	0.00057788		(0.46)
	TRANSPORTATION EXPENSE	Apr 18				(3,653.63)	0.00057788	0.00057788		(2.11)
								Total R	28.34	74.58
O - OIL SALES	ROYALTY INTEREST	Apr 18	0.0000	202.73	62.98	12,768.04	0.00057788	0.00057788	0.12	7.38
	SEVERANCE TAX	Apr 18				(1,596.00)	0.00057788	0.00057788		(0.92)
								Total O	0.12	6.46
P - PLANT PRODUCTS	ROYALTY INTEREST	Apr 18	0.0000	10,269.21	0.83	8,515.34	0.00057788	0.00057788	5.93	4.92
	SEVERANCE TAX	Apr 18				(92.87)	0.00057788	0.00057788		(0.05)
								Total P	5.93	4.87

Represented Unit of Measure: Gas = MCFs, Plant Products = GALs, Oil = BBLs

Generated on Wednesday, October 3, 2018 8:12 AM

Type	Production Date	Property Values				Owner Share				
		BTU	Volume	Price	Value	Owner Interest	Distribution Interest	Volume	Value	
								Total Property		85.91
Property: 004.11282		WILLIAMS 13-24HC #1 LA DE SOTO								
R - GAS RESIDUE										
	ROYALTY INTEREST	Apr 18	0.0000	46,220.00	2.91	134,468.17	0.00049743	0.00049743	22.99	66.89
	SEVERANCE TAX	Apr 18				(5,130.40)	0.00049743	0.00049743		(2.55)
	GATH & TRANSPORT/INDIGO GGS-ONLY!	Apr 18				(3,525.62)	0.00049743	0.00049743		(1.75)
	TRANSPORTATION COSTS-WE REMIT	Apr 18				(759.33)	0.00049743	0.00049743		(0.38)
	TRANSPORTATION EXPENSE	Apr 18				(3,471.98)	0.00049743	0.00049743		(1.73)
								Total R	22.99	60.48
O - OIL SALES										
	ROYALTY INTEREST	Apr 18	0.0000	191.05	62.98	12,032.42	0.00049743	0.00049743	0.10	5.99
	SEVERANCE TAX	Apr 18				(1,504.05)	0.00049743	0.00049743		(0.75)
								Total O	0.10	5.24
P - PLANT PRODUCTS										
	ROYALTY INTEREST	Apr 18	0.0000	9,758.66	0.83	8,091.98	0.00049743	0.00049743	4.85	4.02
	SEVERANCE TAX	Apr 18				(87.52)	0.00049743	0.00049743		(0.04)
								Total P	4.85	3.98
								Total Property		69.70
Property: 004.11283		WILLIAMS 13-24HC #2 LA DE SOTO								
R - GAS RESIDUE										
	ROYALTY INTEREST	Apr 18	0.0000	68,010.00	2.91	197,862.19	0.00048816	0.00048816	33.20	96.59
	SEVERANCE TAX	Apr 18				(7,549.09)	0.00048816	0.00048816		(3.68)
	GATH & TRANSPORT/INDIGO GGS-ONLY!	Apr 18				(5,187.75)	0.00048816	0.00048816		(2.53)
	TRANSPORTATION COSTS-WE REMIT	Apr 18				(1,107.55)	0.00048816	0.00048816		(0.53)
	TRANSPORTATION EXPENSE	Apr 18				(5,064.21)	0.00048816	0.00048816		(2.47)
								Total R	33.20	87.38
O - OIL SALES										
	ROYALTY INTEREST	Apr 18	0.0000	242.35	62.98	15,263.32	0.00048816	0.00048816	0.12	7.46
	SEVERANCE TAX	Apr 18				(1,907.92)	0.00048816	0.00048816		(0.93)
								Total O	0.12	6.53
P - PLANT PRODUCTS										
	ROYALTY INTEREST	Apr 18	0.0000	14,233.92	0.83	11,802.91	0.00048816	0.00048816	6.95	5.76
	SEVERANCE TAX	Apr 18				(128.78)	0.00048816	0.00048816		(0.07)
								Total P	6.95	5.69
								Total Property		99.60
Property: 004.11286		CV; HOUSTON 13 #2D-ALT LA DE SOTO								
R - GAS RESIDUE										
	ROYALTY INTEREST	Apr 18	0.0000	66.00	2.91	192.37	0.00151909	0.00151909	0.10	0.29
	SEVERANCE TAX	Apr 18				(0.86)	0.00151909	0.00151909		0.00
	TRANSPORTATION COSTS-WE REMIT	Apr 18				(1.11)	0.00151909	0.00151909		0.00

Represented Unit of Measure: Gas = MCFs, Plant Products = GALs, Oil = BBLs

Generated on Wednesday, October 3, 2018 8:12 AM

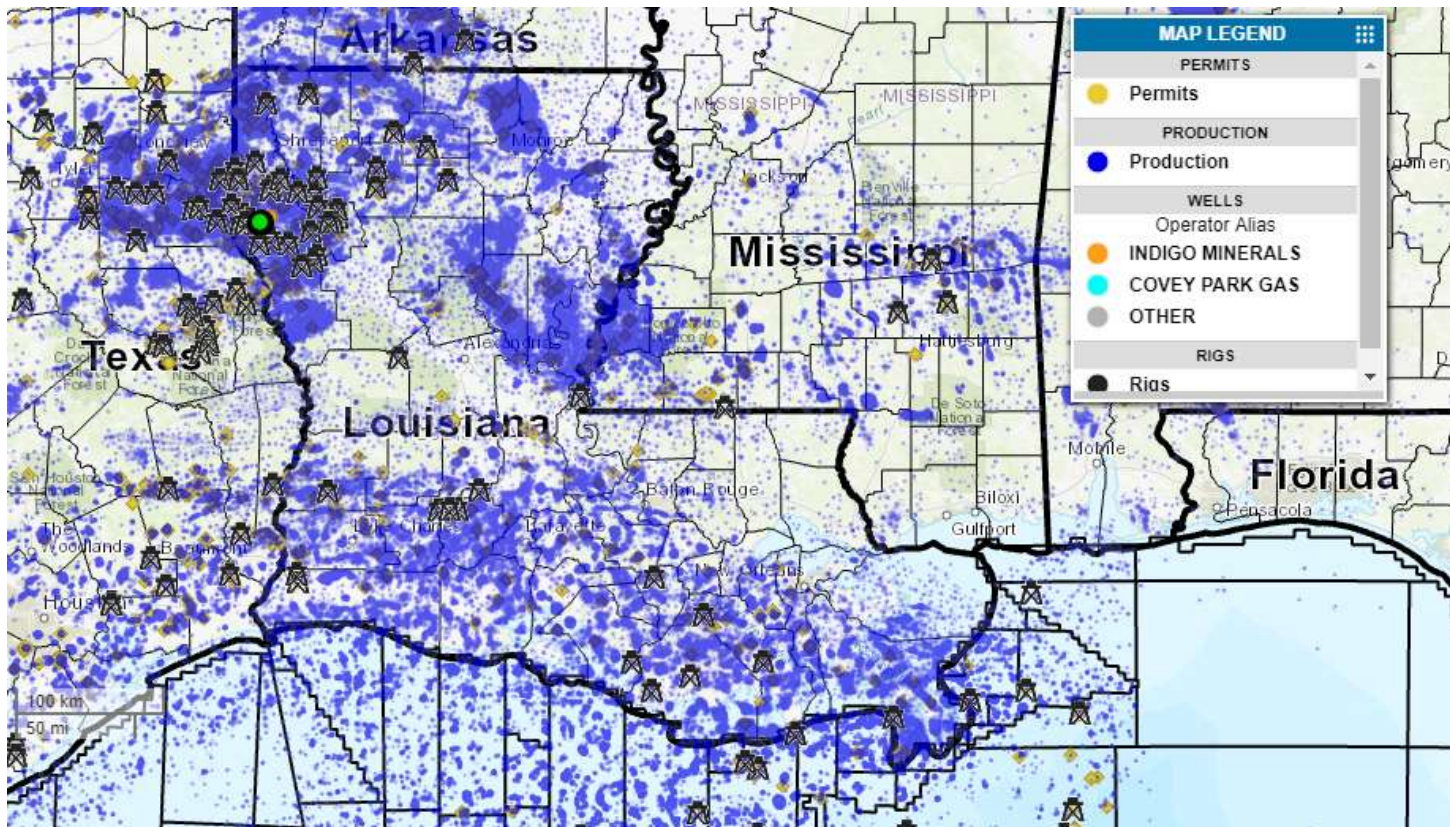
Type	Production Date	Property Values				Owner Share			
		BTU	Volume	Price	Value	Owner Interest	Distribution Interest	Volume	Value
TRANSPORTATION EXPENSE	Apr 18				(5.08)	0.00151909	0.00151909		(0.01)
							Total R	0.10	0.28
O - OIL SALES									
ROYALTY INTEREST	Apr 18	0.0000	0.15	63.00	9.45	0.00151909	0.00151909	0.00	0.01
SEVERANCE TAX	Apr 18				(1.18)	0.00151909	0.00151909		0.00
							Total O	0.00	0.01
P - PLANT PRODUCTS									
ROYALTY INTEREST	Apr 18	0.0000	14.27	0.83	11.83	0.00151909	0.00151909	0.02	0.02
SEVERANCE TAX	Apr 18				(0.01)	0.00151909	0.00151909		0.00
							Total P	0.02	0.02
							Total Property		0.31

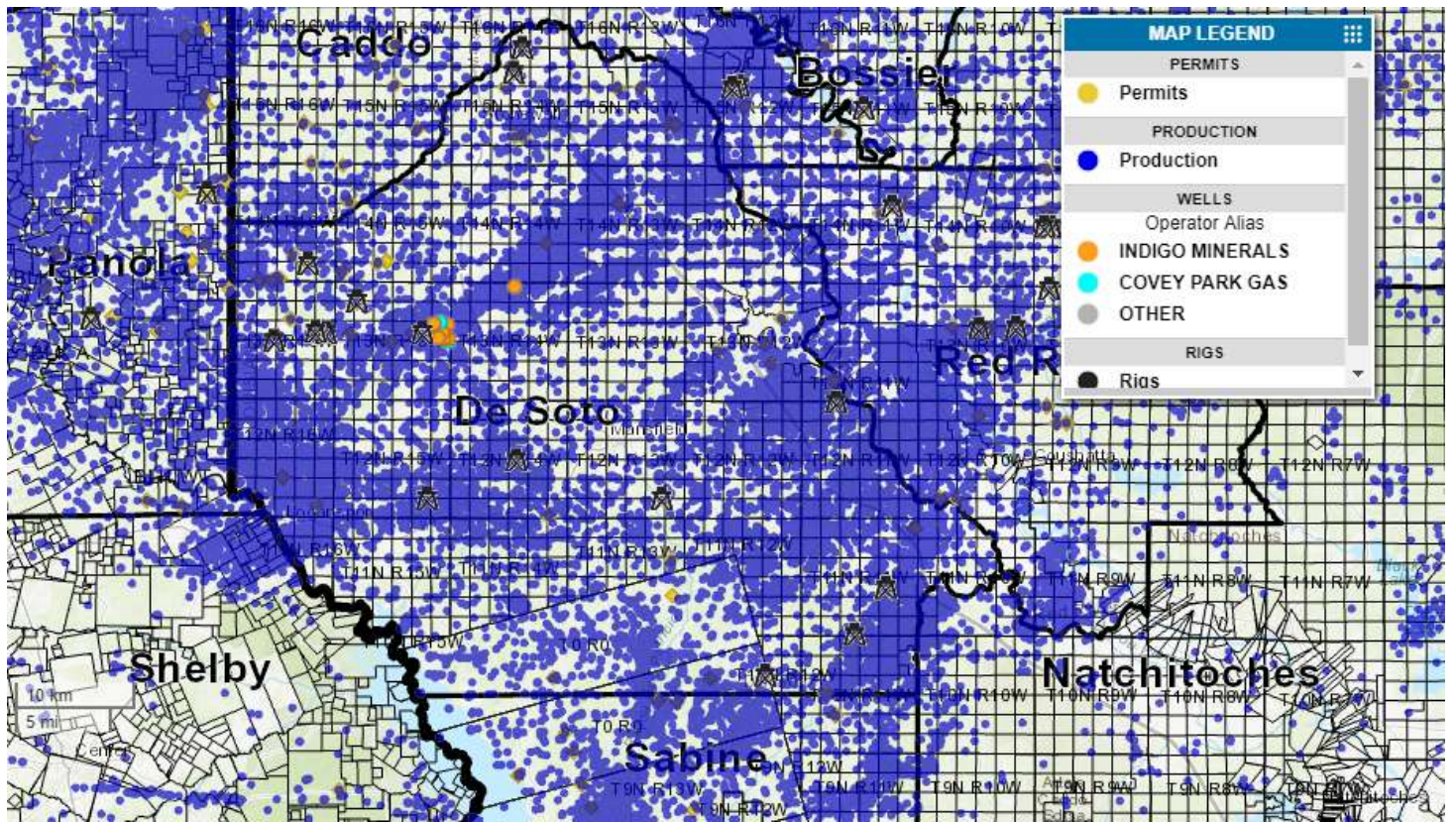
	Owner Gross Value	Owner Deductions	Owner Taxes	Non Revenue Deductions	Owner Net Value
Check Total	465.91	(22.24)	(18.23)		425.44
Year to Date	3,106.07	(70.10)	(110.47)		2,925.50

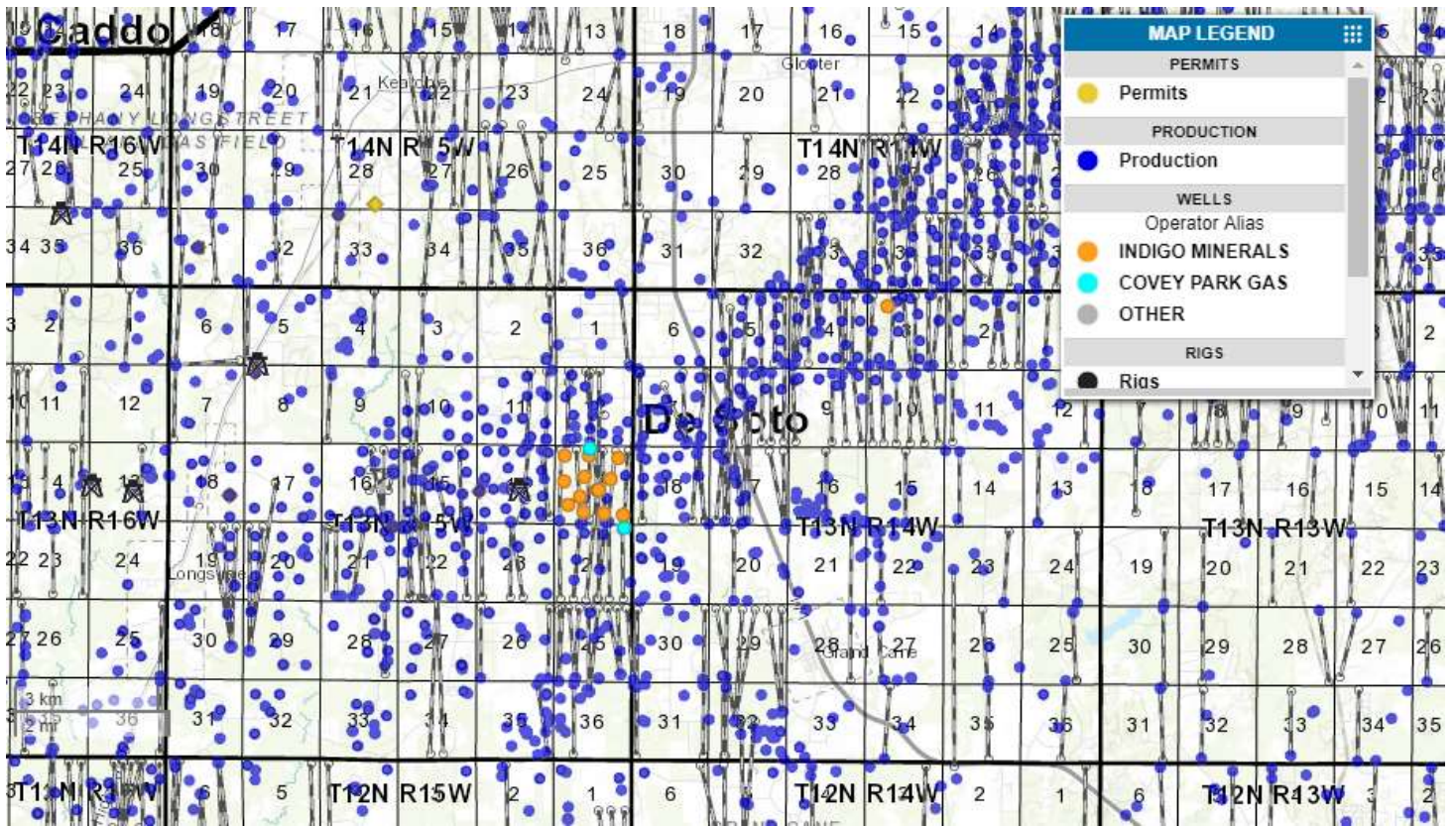


**DE SOTO LA - COTTON VALLEY - HAYNESVILLE SHALE - HOSS -
HOSS RA - HOSSTON Producing Royalties**

Maps





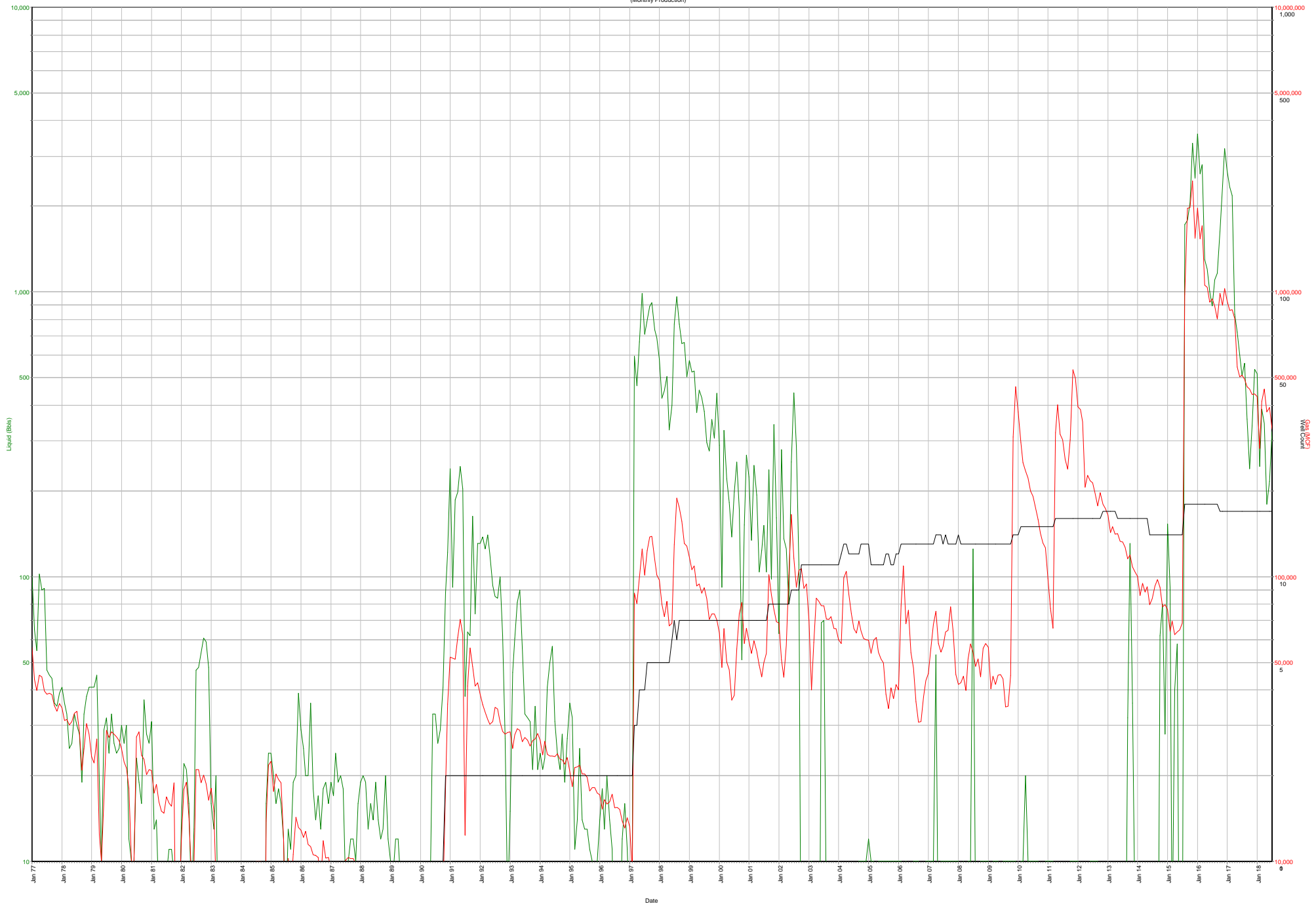




**DE SOTO LA - COTTON VALLEY - HAYNESVILLE SHALE - HOSS -
HOSS RA - HOSSTON Producing Royalties**

Production Graph

Summary page selections
(Monthly Production)



— Liquid (bbl) — Gas (MCF) — Wells

Liquid (bbl): Current Cum: 82,924 Total: 82,924
Gas (MCF): Current Cum: 60,821,306 Total: 60,821,306



**DE SOTO LA - COTTON VALLEY - HAYNESVILLE SHALE - HOSS -
HOSS RA - HOSSTON Producing Royalties**

Source Assignments

EXHIBIT "A"

Legal Description

Lot No. Two (2) described as follows: the SW 1/4 of NE 1/4, the South two-thirds (S. 2/3) of NW 1/4 of NE 1/4, and the North two-thirds (n. 2/3) of SE 1/4 of NW 1/4, Sec 13, Township 13 North, Range 15 West, La. Mer., containing ninety-three and one third (93 1/3) acres, more or less, together with all buildings and improvements located thereon.

END OF EXHIBIT "A"

Return To:

OAK TREE MINERALS, LLC.
2601 Network Boulevard, Suite 404
Frisco, TX 75034

Prepared By:

Derik J. Todd
Oak Tree Minerals, LLC.

DeSoto Parish Recording Page

Jeremy Evans
Clerk 42nd Jud. Dist.
Post Office Box 1206
Mansfield, LA 71052-1206
(318) 872-3110

First VENDOR

QUEEN, ALBERT

First VENDEE

OAK TREE MINERALS LLC

Index Type : CONVEYANCES

File Number : 755269

Type of Document : ROYALTY CONVEYANCE

Book : Page :

Recording Pages : 3

Recorded Information

I hereby certify that the attached document was filed for registry and recorded in the Clerk of Court's office for DeSoto Parish, Louisiana



Clerk of Court

On (Recorded Date) : 10/12/2018


At (Recorded Time) : 1:48:13PM



Doc ID - 004938040003

CLERK 42ND JUD. DIST.
JEREMY EVANS
Parish of Desoto

I certify that this is a true copy of the attached document that was filed for registry and
Recorded 10/12/2018 at 1:48:13
File Number 755269
Recorded in Book Page


Deputy Clerk